



Certificate of Analysis


PASSED



| | |
|-------------------------------------|-------------------------------|
| Harvest/Lot ID: BLUD241113 | Lab ID: TE50212002-004 |
| Batch #: BLUD241113 | Sampled: 02/12/25 |
| Harvest Date: 02/03/25 | Received: 18.36 gram |
| Production Method: Other | Sampling Method: N/A |
| Total Amount: 7 gram | Completed: 02/15/25 |
| Retail Product Size: 10 gram | Expire: 02/15/26 |
| Retail Serving Size: 10 | |
| Servings: 1 | |

Project Packs

2239 N Black Canyon Hwy
Phoenix, AZ, 85009, US
License #: 00000084ESFH12297246



Cannabinoid

PASSED



Total THC
24.5371%



Total CBD
ND



Total Cannabinoids
29.9318%

| | D9-THC | THCA | CBD | CBDA | CBG | CBGA | CBN | D8-THC | THCV | CBDV | CBC |
|-----------|--------|---------|--------|--------|--------|--------|--------|--------|--------|--------|--------|
| % | 0.8140 | 27.0503 | ND | ND | 0.1361 | 1.9314 | ND | ND | ND | ND | ND |
| mg/g | 8.140 | 270.503 | ND | ND | 1.361 | 19.314 | ND | ND | ND | ND | ND |
| LOQ | 0.0010 | 0.0010 | 0.0010 | 0.0010 | 0.0010 | 0.0010 | 0.0010 | 0.0010 | 0.0010 | 0.0010 | 0.0010 |
| Qualifier | % | % | % | % | % | % | % | % | % | % | % |

| | | | |
|--|---------------------------|--|-----------------------------|
| Analyzed by: 312, 432, 359, 272, 545 | Weight: 0.2071g | Extraction date: 02/13/25 14:27:07 | Extracted by: 333 |
|--|---------------------------|--|-----------------------------|







Analysis Method : N/A
Analytical Batch : TE007657POT
Instrument Used : TE-004 "Duke Leto" (Flower) **Batch Date :** 02/12/25 11:29:14
Analyzed Date : 02/15/25 19:53:15

Dilution : 400
Reagent : 123024.06; 020425.R15; 020425.R14; 010825.R24; 010825.R33
Consumables : 947.110; 8000038072; 20240202; 1008439554; 110424CH01; 220318-306-D; 1; 269336; 04402004; GD230008; 329070296
Pipette : TE-059 SN:20A04528 (20-200uL); TE-064 SN:20B27672 (100-1000uL); TE-164 SN: 21H24198 (Isopropanol)

Full spectrum cannabinoid analysis utilizing High Performance Liquid Chromatography with Photo Diode Array detector (HPLC-PDA) for analysis. (Methods: SOP.T.30.500 for sample homogenization, SOP.T.30.031 for sample prep, SOP.T.40.031 for analysis on Shimadzu LC-20X0 series HPLCs). Potency results for cannabis flower products are reported on an "as received" basis, without moisture correction.

SAFETY RESULTS

MISC.

| | | | | | | | | | |
|---|---|---|---|---|---|--|---|---|---|
|  |  |  |  |  |  |  |  |  |  |
| Pesticide PASSED | Heavy Metals PASSED | Microbial PASSED | Mycotoxins PASSED | Solvents NOT TESTED | Filtration/Foreign Material NOT TESTED | Water Activity NOT TESTED | Moisture Content NOT TESTED | Vitamin E NOT TESTED | Terpenes TESTED |

This Kaycha Labs Certification shall not be reproduced, unless in its entirety, without written approval from Kaycha Labs. The results relate only to the material or product analyzed. ND=Not Detected, ppm=Parts Per Million, ppb=Parts Per Billion, RSD=Relative Standard Deviation. Limit of Detection (LOD) and Limit Of Quantitation (LOQ) are terms used to describe the smallest concentration that can be detected and reliably measured by an analytical procedure, respectively. Action Levels are State-determined thresholds based on the action limits published in Table 3.1 of 9 A.A.C. 17 and 9 A.A.C. 18. The Measurement of Uncertainty (MU) error is available from the lab upon request. The "Decision Rule" for pass/fail does not include the MU. Any calculated totals may contain rounding errors. Testing results were obtained according to requirements stated in QMS.100.010.AZ Quality Manual.

Ariel Gonzales
Lab Director
State License #
0000024LCMD66604568
ISO 17025 Accreditation # 97164



Signature
02/15/25



Certificate of Analysis

Sample: TE50212002-004
Project Packs
Telephone: (000) 000-0000
Email: info@kaychalabs.com

Harvest/Lot ID: BLUD241113
Batch #: BLUD241113

Ordered: 02/12/25
Sampled: 02/12/25
Completed: 02/15/25

PASSED



Terpenes

TESTED

| ANALYTES | UNIT | LOD | LOQ | ACTION LEVEL | PASS/FAIL | RESULT | QUALIFIER |
|---------------------|------|-----|-------|--------------|-----------|--------|-----------|
| TOTAL TERPENES | mg | 0 | 0.002 | | TESTED | 1.2037 | |
| ALPHA-PINENE | mg | 0 | 0.002 | | TESTED | ND | |
| CAMPHENE | mg | 0 | 0.002 | | TESTED | ND | |
| SABINENE | mg | 0 | 0.002 | | TESTED | ND | |
| BETA-PINENE | mg | 0 | 0.002 | | TESTED | 0.0418 | |
| BETA-MYRCENE | mg | 0 | 0.002 | | TESTED | 0.1549 | |
| ALPHA-PHELLANDRENE | mg | 0 | 0.002 | | TESTED | ND | |
| 3-CARENE | mg | 0 | 0.002 | | TESTED | ND | |
| ALPHA-TERPINENE | mg | 0 | 0.002 | | TESTED | ND | |
| LIMONENE | mg | 0 | 0.002 | | TESTED | ND | |
| EUCALYPTOL | mg | 0 | 0.002 | | TESTED | ND | |
| OCIMENE | mg | 0 | 0.002 | | TESTED | 0.2060 | |
| GAMMA-TERPINENE | mg | 0 | 0.002 | | TESTED | ND | |
| SABINENE HYDRATE | mg | 0 | 0.002 | | TESTED | ND | |
| TERPINOLENE | mg | 0 | 0.002 | | TESTED | 0.5210 | |
| FENCHONE | mg | 0 | 0.002 | | TESTED | ND | |
| LINALOOL | mg | 0 | 0.002 | | TESTED | ND | |
| FENCHYL ALCOHOL | mg | 0 | 0.002 | | TESTED | ND | |
| ISOPULEGOL | mg | 0 | 0.002 | | TESTED | ND | |
| CAMPHOR | mg | 0 | 0.002 | | TESTED | ND | |
| ISOBORNEOL | mg | 0 | 0.002 | | TESTED | ND | |
| BORNEOL | mg | 0 | 0.002 | | TESTED | ND | |
| MENTHOL | mg | 0 | 0.002 | | TESTED | ND | |
| ALPHA-TERPINEOL | mg | 0 | 0.002 | | TESTED | ND | |
| GAMMA-TERPINEOL | mg | 0 | 0.002 | | TESTED | ND | |
| NEROL | mg | 0 | 0.002 | | TESTED | ND | |
| PULEGONE | mg | 0 | 0.002 | | TESTED | ND | |
| GERANIOL | mg | 0 | 0.002 | | TESTED | ND | |
| GERANYL ACETATE | mg | 0 | 0.002 | | TESTED | ND | |
| ALPHA-CEDRENE | mg | 0 | 0.002 | | TESTED | ND | |
| BETA-CARYOPHYLLENE | mg | 0 | 0.002 | | TESTED | 0.2034 | |
| ALPHA-HUMULENE | mg | 0 | 0.002 | | TESTED | 0.0766 | |
| VALENCENE | mg | 0 | 0.002 | | TESTED | ND | |
| CIS-NEROLIDOL | mg | 0 | 0.002 | | TESTED | ND | |
| TRANS-NEROLIDOL | mg | 0 | 0.002 | | TESTED | ND | |
| CARYOPHYLLENE OXIDE | mg | 0 | 0.002 | | TESTED | ND | |
| GUAIOL | mg | 0 | 0.002 | | TESTED | ND | |
| CEDROL | mg | 0 | 0.002 | | TESTED | ND | |
| ALPHA-BISABOLOL | mg | 0 | 0.002 | | TESTED | ND | |

| | | | |
|--------------------------------------|---------------------------|--|---------------------------------|
| Analyzed by: 334, 272, 545 | Weight: 0.2480g | Extraction date: 02/13/25 13:47:36 | Extracted by: 409,334 |
|--------------------------------------|---------------------------|--|---------------------------------|

Analysis Method : N/A
Analytical Batch : TE007683TER
Instrument Used : N/A
Analyzed Date : 02/15/25 19:43:22

Batch Date : 02/13/25 13:45:38

Dilution : N/A
Reagent : 101723.24; 071924.01
Consumables : 947.110; H109203-1; 8000038072; GD230008; 20240202; 1
Pipette : N/A

Terpenes screening is performed using GC-MS which can detect below single digit ppm concentrations. (Methods: SOP.T.30.500 for sample homogenization, SOP.T.30.064 for sample prep, and SOP.T.40.064 for analysis via ThermoScientific 1310-series GC equipped with an AI 1310-series liquid injection autosampler and detection carried out by ISQ 7000-series mass spectrometer). Terpene results are reported on a wt/wt% basis. Testing result is for informational purposes only and cannot be used to satisfy dispensary testing requirements in R9-17-317.01(A) or labeling requirements in R9-17-317. Nor, can it be used to satisfy marijuana establishment testing requirements in R9-18-311(A) or labeling requirements in R9-18-310 - Q3.

This Kaycha Labs Certification shall not be reproduced, unless in its entirety, without written approval from Kaycha Labs. The results relate only to the material or product analyzed. ND=Not Detected, ppm=Parts Per Million, ppb=Parts Per Billion, RSD=Relative Standard Deviation. Limit of Detection (LOD) and Limit Of Quantitation (LOQ) are terms used to describe the smallest concentration that can be detected and reliably measured by an analytical procedure, respectively. Action Levels are State-determined thresholds based on the action limits published in Table 3.1 of 9 A.A.C. 17 and 9 A.A.C. 18. The Measurement of Uncertainty (MU) error is available from the lab upon request. The "Decision Rule" for pass/fail does not include the MU. Any calculated totals may contain rounding errors. Testing results were obtained according to requirements stated in QMS.100.010.AZ Quality Manual.

Ariel Gonzales
 Lab Director

State License #
 0000024LCMD66604568
 ISO 17025 Accreditation # 97164



Signature
 02/15/25




Certificate of Analysis

Sample: TE50212002-004
Project Packs
Telephone: (000) 000-0000
Email: info@kaychalabs.com

Harvest/Lot ID: BLUD241113
Batch #: BLUD241113

Ordered: 02/12/25
Sampled: 02/12/25
Completed: 02/15/25

PASSED



Pesticide


PASSED

| ANALYTES | UNIT | LOD | LOQ | ACTION LEVEL | PASS/FAIL | RESULT | QUALIFIER |
|-----------------------------|------|-------|------|--------------|-----------|--------|-----------|
| AVERMECTINS (ABAMECTIN B1A) | mg | 0.017 | 0.25 | 0.5 | PASS | ND | |
| ACEPHATE | mg | 0.01 | 0.2 | 0.4 | PASS | ND | |
| ACETAMIPRID | mg | 0.005 | 0.1 | 0.2 | PASS | ND | |
| ALDICARB | mg | 0.014 | 0.2 | 0.4 | PASS | ND | |
| AZOXYSTROBIN | mg | 0.005 | 0.1 | 0.2 | PASS | ND | |
| BIFENAZATE | mg | 0.006 | 0.1 | 0.2 | PASS | ND | |
| BIFENTHRIN | mg | 0.005 | 0.1 | 0.2 | PASS | ND | |
| BOSCALID | mg | 0.005 | 0.2 | 0.4 | PASS | ND | |
| CARBARYL | mg | 0.008 | 0.1 | 0.2 | PASS | ND | |
| CARBOFURAN | mg | 0.005 | 0.1 | 0.2 | PASS | ND | |
| CHLORANTRANILIPROLE | mg | 0.011 | 0.1 | 0.2 | PASS | ND | |
| CHLORPYRIFOS | mg | 0.005 | 0.1 | 0.2 | PASS | ND | |
| CLOFENTEZINE | mg | 0.01 | 0.1 | 0.2 | PASS | ND | |
| CYPERMETHRIN | mg | 0.1 | 0.5 | 1 | PASS | ND | |
| DIAZINON | mg | 0.006 | 0.1 | 0.2 | PASS | ND | |
| DAMINOZIDE | mg | 0.01 | 0.5 | 1 | PASS | ND | |
| DICHLORVOS (DDVP) | mg | 0.001 | 0.05 | 0.1 | PASS | ND | |
| DIMETHOATE | mg | 0.006 | 0.1 | 0.2 | PASS | ND | |
| ETHOPROPHOS | mg | 0.004 | 0.1 | 0.2 | PASS | ND | |
| ETOFENPROX | mg | 0.006 | 0.2 | 0.4 | PASS | ND | |
| ETOXAZOLE | mg | 0.004 | 0.1 | 0.2 | PASS | ND | |
| FENOXYCARB | mg | 0.005 | 0.1 | 0.2 | PASS | ND | |
| FENPYROXIMATE | mg | 0.004 | 0.2 | 0.4 | PASS | ND | |
| FIPRONIL | mg | 0.006 | 0.2 | 0.4 | PASS | ND | |
| FLONICAMID | mg | 0.009 | 0.5 | 1 | PASS | ND | |
| FLUDIOXONIL | mg | 0.006 | 0.2 | 0.4 | PASS | ND | |
| HEXYTHIAZOX | mg | 0.005 | 0.5 | 1 | PASS | ND | |
| IMAZALIL | mg | 0.011 | 0.1 | 0.2 | PASS | ND | |
| IMIDACLOPRID | mg | 0.008 | 0.2 | 0.4 | PASS | ND | |
| KRESOXIM-METHYL | mg | 0.007 | 0.2 | 0.4 | PASS | ND | |
| MALATHION | mg | 0.007 | 0.1 | 0.2 | PASS | ND | |
| METALAXYL | mg | 0.004 | 0.1 | 0.2 | PASS | ND | |
| METHIOCARB | mg | 0.004 | 0.1 | 0.2 | PASS | ND | |
| METHOMYL | mg | 0.005 | 0.2 | 0.4 | PASS | ND | |
| MYCLOBUTANIL | mg | 0.01 | 0.1 | 0.2 | PASS | ND | |
| NALED | mg | 0.007 | 0.25 | 0.5 | PASS | ND | |
| OXAMYL | mg | 0.008 | 0.5 | 1 | PASS | ND | |
| PACLOBUTRAZOL | mg | 0.005 | 0.2 | 0.4 | PASS | ND | |
| TOTAL PERMETHRINS | mg | 0.003 | 0.1 | 0.2 | PASS | ND | |
| PHOSMET | mg | 0.01 | 0.1 | 0.2 | PASS | ND | |
| PIPERONYL BUTOXIDE | mg | 0.005 | 1 | 2 | PASS | ND | |
| PRALLETHRIN | mg | 0.013 | 0.1 | 0.2 | PASS | ND | |
| PROPICONAZOLE | mg | 0.005 | 0.2 | 0.4 | PASS | ND | |
| PROPOXUR | mg | 0.005 | 0.1 | 0.2 | PASS | ND | |
| TOTAL PYRETHRINS | mg | 0.001 | 0.5 | 1 | PASS | ND | |
| PYRIDABEN | mg | 0.004 | 0.1 | 0.2 | PASS | ND | |
| TOTAL SPINOSAD | mg | 0.006 | 0.1 | 0.2 | PASS | ND | |
| SPIROMESIFEN | mg | 0.008 | 0.1 | 0.2 | PASS | ND | |
| SPIROTETRAMAT | mg | 0.006 | 0.1 | 0.2 | PASS | ND | |
| SPIROXAMINE | mg | 0.004 | 0.2 | 0.4 | PASS | ND | |
| TEBUCONAZOLE | mg | 0.004 | 0.2 | 0.4 | PASS | ND | |
| THIACLOPRID | mg | 0.006 | 0.1 | 0.2 | PASS | ND | |
| THIAMETHOXAM | mg | 0.006 | 0.1 | 0.2 | PASS | ND | |
| TRIFLOXYSTROBIN | mg | 0.006 | 0.1 | 0.2 | PASS | ND | |
| CHLORFENAPYR | mg | 0.027 | 0.3 | 1 | PASS | ND | M2 |

This Kaycha Labs Certification shall not be reproduced, unless in its entirety, without written approval from Kaycha Labs. The results relate only to the material or product analyzed. ND=Not Detected, ppm=Parts Per Million, ppb=Parts Per Billion, RSD=Relative Standard Deviation. Limit of Detection (LOD) and Limit Of Quantitation (LOQ) are terms used to describe the smallest concentration that can be detected and reliably measured by an analytical procedure, respectively. Action Levels are State-determined thresholds based on the action limits published in Table 3.1 of 9 A.A.C. 17 and 9 A.A.C. 18. The Measurement of Uncertainty (MU) error is available from the lab upon request. The "Decision Rule" for pass/fail does not include the MU. Any calculated totals may contain rounding errors. Testing results were obtained according to requirements stated in QMS.100.010.AZ Quality Manual.

Ariel Gonzales
 Lab Director

State License #
 0000024LCMD66604568
 ISO 17025 Accreditation # 97164



Signature
 02/15/25



Certificate of Analysis

Sample: TE50212002-004
Project Packs
Telephone: (000) 000-0000
Email: info@kaychalabs.com

Harvest/Lot ID: BLUD241113
Batch #: BLUD241113

Ordered: 02/12/25
Sampled: 02/12/25
Completed: 02/15/25

PASSED



Pesticide

PASSED

| ANALYTES | UNIT | LOD | LOQ | ACTION LEVEL | PASS/FAIL | RESULT | QUALIFIER |
|------------|------|-------|-----|--------------|-----------|--------|-----------|
| CYFLUTHRIN | mg | 0.015 | 0.5 | 1 | PASS | ND | |

| | | | |
|--------------------------------------|---------------------------|--|-----------------------------|
| Analyzed by: 152, 272, 545 | Weight: 0.5037g | Extraction date: 02/13/25 12:39:55 | Extracted by: 410 |
|--------------------------------------|---------------------------|--|-----------------------------|

Analysis Method : N/A
Analytical Batch : TE007678PES
Instrument Used : TE-262 "MS/MS - Pest/Myco 2",TE-117 UHPLC - Pest/Myco 2
Analyzed Date : 02/15/25 19:26:38 **Batch Date :** 02/13/25 09:51:21

Dilution : 25
Reagent : 012925.R19; 012925.R20; 012325.R37; 021125.R45; 020425.R32; 041823.06; 021325.R02; 021325.R03
Consumables : 9479291.162; 8000038072; 110424CH01; 220321-306-D; 1008672189; GD230008; 426060-JG
Pipette : TE-062 SN:20C50491; TE-064 SN:20B27672 (100-1000uL)


Pesticide screening is carried out using LC-MS/MS supplemented by GC-MS/MS for volatile pesticides. (Methods: SOP.T.30.500 for sample homogenization, SOP.T.30.104.AZ for sample prep, and SOP.T.40.104.AZ for analysis on ThermoScientific Altis TSQ with Vanquish UHPLC).

| | | | |
|--------------------------------------|---------------------------|--|-----------------------------|
| Analyzed by: 152, 272, 545 | Weight: 0.5037g | Extraction date: 02/13/25 12:39:55 | Extracted by: 410 |
|--------------------------------------|---------------------------|--|-----------------------------|

Analysis Method : N/A
Analytical Batch : TE007686VOL
Instrument Used : TE-117 UHPLC - Pest/Myco 2,TE-262 "MS/MS - Pest/Myco 2
Analyzed Date : 02/15/25 19:36:01 **Batch Date :** 02/13/25 15:21:15

Dilution : 25
Reagent : 012925.R19; 012925.R20; 012325.R37; 021125.R45; 020425.R32; 041823.06; 021325.R02; 021325.R03
Consumables : 9479291.162; 8000038072; 110424CH01; 220321-306-D; 1008672189; GD230008; 426060-JG
Pipette : TE-062 SN:20C50491; TE-064 SN:20B27672 (100-1000uL)

Supplemental pesticide screening using GC-MS/MS to quantitatively screen for Chlorfenapyr, Cyfluthrin, Cypermethrin, and Diazinon; as well as the qualitative confirmation of Dichlorvos, Permethrins, Piperonyl Butoxide, Prallethrin, Propiconazole, Pyrethrins, and Tebuconazole which are all quantitatively screened using LC-MS/MS. (Methods: SOP.T.30.500 for sample homogenization, SOP.T.30.104.AZ for sample prep, and SOP.T.40.154.AZ for analysis using a ThermoScientific 1310-series GC equipped with a TriPlus RSH autosampler and detected on a TSQ 9000-series mass spectrometer).



Microbial

PASSED

| ANALYTES | UNIT | LOD | LOQ | ACTION LEVEL | PASS/FAIL | RESULT | QUALIFIER |
|------------------------|------|-----|-----|--------------|-----------|-------------------|-----------|
| SALMONELLA SPP. | mg | 0 | 0 | 1 | PASS | Not Present in 1g | |
| ASPERGILLUS FLAVUS | mg | 0 | 0 | 0.999 | PASS | Not Present in 1g | |
| ASPERGILLUS FUMIGATUS | mg | 0 | 0 | 0.999 | PASS | Not Present in 1g | |
| ASPERGILLUS NIGER | mg | 0 | 0 | 0.999 | PASS | Not Present in 1g | |
| ASPERGILLUS TERREUS | mg | 0 | 0 | 0.999 | PASS | Not Present in 1g | |
| ESCHERICHIA COLI (REC) | mg | 10 | 10 | 100 | PASS | <10 | |

| | | | |
|--------------------------------------|--------------------------|--|---------------------------------|
| Analyzed by: 331, 272, 545 | Weight: .9917g | Extraction date: 02/14/25 17:42:46 | Extracted by: 527,331 |
|--------------------------------------|--------------------------|--|---------------------------------|

Analysis Method : N/A
Analytical Batch : TE007671MIC
Instrument Used : TE-234 "bioMerieux GENE-UP"
Analyzed Date : 02/15/25 19:57:13 **Batch Date :** 02/12/25 15:42:23


Dilution : 10
Reagent : 120924.48; 120524.12
Consumables : N/A
Pipette : TE-053 SN:20E78952; TE-061 SN:20C35454; TE-062 SN:20C50491; TE-066 SN:20D56970; TE-069 SN:21B23920; TE-109 SN:20B18330; TE-256 Dispensette S Bottle Top Dispenser SN:20G36073; TE-258

Microbiological screening for bacterial and fungal identification via Polymerase Chain Reaction (PCR) methods consisting of sample DNA amplified via tandem PCR as a crude lysate without purification. (Methods: SOP.T.40.056B for sample prep and screening for Salmonella and Aspergillus sp. by PathogenDx Detectx Combined using a SensoSpot Microarray Analyzer and SOP.T.40.209.AZ for quantitative plating of E. coli on 3M Rapid E. coli Petrifilm and confirmation of Aspergillus sp. on SabDex agar for derivative products). All qualitative microbial testing is reported as detected/not detected in 1g.

This Kaycha Labs Certification shall not be reproduced, unless in its entirety, without written approval from Kaycha Labs. The results relate only to the material or product analyzed. ND=Not Detected, ppm=Parts Per Million, ppb=Parts Per Billion, RSD=Relative Standard Deviation. Limit of Detection (LOD) and Limit Of Quantitation (LOQ) are terms used to describe the smallest concentration that can be detected and reliably measured by an analytical procedure, respectively. Action Levels are State-determined thresholds based on the action limits published in Table 3.1 of 9 A.A.C. 17 and 9 A.A.C. 18. The Measurement of Uncertainty (MU) error is available from the lab upon request. The "Decision Rule" for pass/fail does not include the MU. Any calculated totals may contain rounding errors. Testing results were obtained according to requirements stated in QMS.100.010.AZ Quality Manual.

Ariel Gonzales
Lab Director

State License #
0000024LCMD66604568
ISO 17025 Accreditation # 97164



Signature
02/15/25



1231 W. Warner Road, Suite 105
 Tempe, AZ, 85284, US
 (480) 220-4470

Kaycha Labs

 Blue Dream
 Blue Dream
 Matrix: Flower
 Classification: Other
 Type: Flower-Cured



Certificate of Analysis

Pages 5 of 5

Sample: TE50212002-004
 Project Packs
 Telephone: (000) 000-0000
 Email: info@kaychalabs.com

Harvest/Lot ID: BLUD241113
 Batch #: BLUD241113

Ordered: 02/12/25
 Sampled: 02/12/25
 Completed: 02/15/25

PASSED

Mycotoxins
PASSED

| ANALYTES | UNIT | LOD | LOQ | ACTION LEVEL | PASS/FAIL | RESULT | QUALIFIER |
|------------------|------|-------|--------|--------------|-----------|--------|-----------|
| TOTAL AFLATOXINS | mg | 1.487 | 4.851 | 20 | PASS | ND | |
| AFLATOXIN B1 | mg | 1.47 | 4.851 | 20 | PASS | ND | |
| AFLATOXIN B2 | mg | 1.8 | 5.94 | 20 | PASS | ND | |
| AFLATOXIN G1 | mg | 1.9 | 6.27 | 20 | PASS | ND | |
| AFLATOXIN G2 | mg | 3.25 | 10.725 | 20 | PASS | ND | |
| OCHRATOXIN A | mg | 4.61 | 12 | 20 | PASS | ND | |

Analyzed by: 152, 272, 545
 Weight: 0.5037g
 Extraction date: 02/13/25 12:39:55
 Extracted by: 410

Analysis Method : N/A
Analytical Batch : TE007687MYC
Instrument Used : TE-262 "MS/MS - Pest/Myco 2,TE-117 UHPLC - Pest/Myco 2 **Batch Date :** 02/13/25 15:22:00
Analyzed Date : 02/15/25 19:28:30

Dilution : 25
Reagent : 012925.R19; 012925.R20; 012325.R37; 021125.R45; 020425.R32; 041823.06; 021325.R02; 021325.R03
Consumables : 9479291.162; 8000038072; 110424CH01; 220321-306-D; 1008672189; GD230008; 426060-JG
Pipette : TE-062 SN:20C50491; TE-064 SN:20B27672 (100-1000uL)

Aflatoxins B1, B2, G1, G2, and Ochratoxin A analysis using LC-MS/MS. (Methods: SOP.T.30.500 for sample homogenization, SOP.T.30.104.AZ for sample prep, and SOP.T.40.104.AZ for analysis on ThermoScientific Altis TSQ with Vanquish UHPLC). Total Aflatoxins (sum of Aflatoxins B1, B2, G1, G2) must be <20µg/kg. Ochratoxin must be <20µg/kg.

Heavy Metals
PASSED

| ANALYTES | UNIT | LOD | LOQ | ACTION LEVEL | PASS/FAIL | RESULT | QUALIFIER |
|----------|------|--------|-----|--------------|-----------|--------|-----------|
| ARSENIC | mg | 0.003 | 0.2 | 0.4 | PASS | ND | |
| CADMIUM | mg | 0.002 | 0.2 | 0.4 | PASS | ND | |
| LEAD | mg | 0.001 | 0.5 | 1 | PASS | ND | |
| MERCURY | mg | 0.0125 | 0.1 | 0.2 | PASS | ND | |

Analyzed by: 445, 272, 545
 Weight: 0.1945g
 Extraction date: 02/13/25 14:21:37
 Extracted by: 445,398

Analysis Method : N/A
Analytical Batch : TE007684HEA
Instrument Used : TE-307 "Ted" **Batch Date :** 02/13/25 14:19:57
Analyzed Date : 02/15/25 19:24:30

Dilution : 50
Reagent : 102824.03; 021225.R28; 020525.R16; 013125.01; 090922.04; 100424.03
Consumables : 110424CH01; 210705-306-D; 269336; GD230008
Pipette : TE-063 SN:20C50490 (20-200uL); TE-110 SN:20B18338 (100-1000uL); TE-169 SN: 20B16352 (Nitric Acid)

Heavy Metals screening is performed using ICP-MS (Inductively Coupled Plasma - Mass Spectrometer) which can screen down to below single digit ppb concentrations for regulated heavy metals. (Methods: SOP.T.30.500 for sample homogenization, SOP.T.30.084.AZ for sample prep by microwave digestion, and SOP.T.40.084.AZ for analysis by ThermoScientific iCAP RQ ICP-MS).

COMMENTS

* Confident Cannabis sample ID: 2502KLAZ0191.0916



* Pesticide TE50212002-004PES

1 - L1: Propiconazole. M2: Tebuconazole.

This Kaycha Labs Certification shall not be reproduced, unless in its entirety, without written approval from Kaycha Labs. The results relate only to the material or product analyzed. ND=Not Detected, ppm=Parts Per Million, ppb=Parts Per Billion, RSD=Relative Standard Deviation. Limit of Detection (LOD) and Limit Of Quantitation (LOQ) are terms used to describe the smallest concentration that can be detected and reliably measured by an analytical procedure, respectively. Action Levels are State-determined thresholds based on the action limits published in Table 3.1 of 9 A.A.C. 17 and 9 A.A.C. 18. The Measurement of Uncertainty (MU) error is available from the lab upon request. The "Decision Rule" for pass/fail does not include the MU. Any calculated totals may contain rounding errors. Testing results were obtained according to requirements stated in QMS.100.010.AZ Quality Manual.

Ariel Gonzales
 Lab Director

State License #
 0000024LCMD66604568
 ISO 17025 Accreditation # 97164

Signature
 02/15/25